







## RC 140 LED SIGNAL STOP LAMP EU

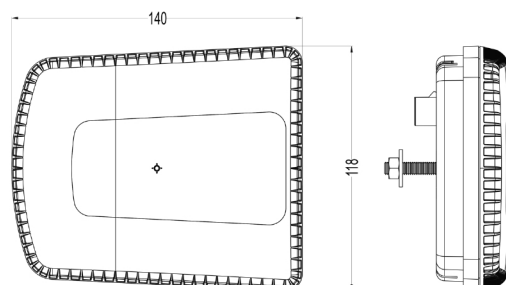
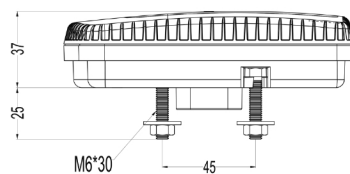


### Features

- Homologated according to usage (shown as below table)
- Compact, esthetic and elegant design
- High sealing properties
- Integrated connector
- ECE R3 for reflector include models
- ECE R6, ECE R7, ECE R10, ECE R23, ECE R38
- Operating Voltage 12V - 30 V
- Different lens color options
- Special optical design
- Energy consumption (shown as below table)
- Weight: ~250g (~0.55lb)
- Dimensions: 140 x 118 x 48mm (5,51 x 4,64 x 1,88inch)
- 100% Tested before delivery



PARTS	PARTS NAME	PARTS NO
	RC140 LED PARK STOP SIGNAL N EU LAMP	0001.3310.000
	RC140 LED PARK STOP SIGNAL A EU LAMP	0001.3310.001
	RC140 LED PARK STOP REFLECTOR N EU LAMP	0001.3311.000
	RC140 LED PARK STOP REFLECTOR K EU LAMP	0001.3311.001
	RC140 LED REVERSE N LAMP	0001.3314.000
	RC140 LED FOG K LAMP	0001.3315.000



Stop Park Signal EU Lamp		
Energy consumption	Homologation	
STOP	2,40 watt	ECE R7
PARK	0,85 watt	ECE R7
SIGNAL	2,40 watt	ECE R6
FOG	7,5 watt	ECE R38
REVERSE	2 watt	ECE R23